
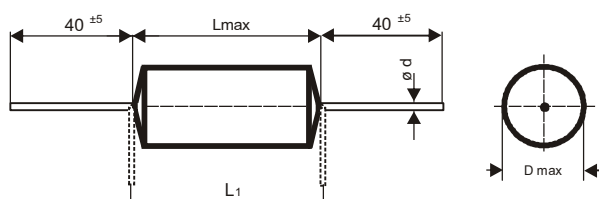


MKP 300-202 A Metalized polypropylene film capacitors for 1000VAC



Informative



C _R [µF]*	Dimensions ⁺¹ [mm]		
	D	L	d
0,27	16,5	40	0,8
0,68	25	60	0,8

Warning! The manufacturer is not responsible for any damages, caused by the improper installation and application. Before using the capacitor in any application, please, read carefully this technical data-sheet.

Construction:

Metalized film electrodes with internal series connection, polypropylene film dielectric, Non-inductive, self-healing construction, Polyester tape wrapping, epoxy resin sealed, flame retardant execution

Applications:

Motor run-capacitors and other AC applications

Rated voltage U_R: 1000VAC 50/60Hz

If the working frequency is higher, the permissible AC voltage must be decreased

Rated capacitance: 0,27µF

Tolerance: ±10%, ±5%, other tolerance on request

Dissipation factor Tgδ: < 0,001 at 100Hz and +25°C

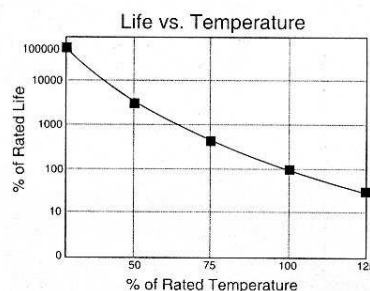
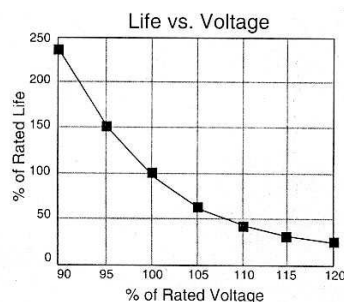
Insulation resistance R_{is}: >10 000/C [MΩ; uF]

Operating temperature range: -40 ÷ +85°C

The highest permissible capacitor temperature at the hottest point of the case must not exceed +85°C.

Operating life expectancy: 10 000h/1000V 50Hz, Class B, Test conditions 1,25xU_R at +85°C, 2000h

Life expectancy:



Test voltage between terminals: 1400 VAC, 1min. at +25°C All capacitors are tested by the routine test by the producer

Protection against Over-voltages:

The capacitors are self-healing and regenerate themselves after occasional breakdowns. The capacitor remains fully functional after the breakdown.

Permitted Over-voltages in working conditions:

1,1 x U_R max. 10% of the service period

If the Over-voltages exceed the permissible values above, the capacitor might have been destroyed.

Test voltage between terminals and case:

3000VAC/50Hz, 1min. at +25°C

Max. repetitive rate of voltage rise dU/dt:

< 20V/µsec at U_R and +25°C

Related standards: IEC 60252-1

Marking for purchase ordering:

MKP300-202 A 0,27µF±5% 1000V 50/60Hz