

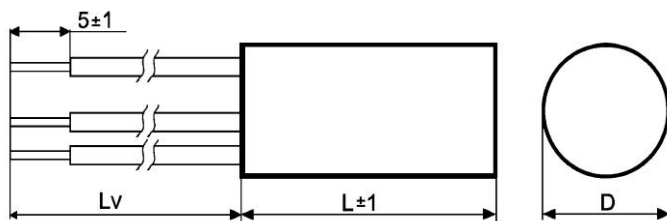
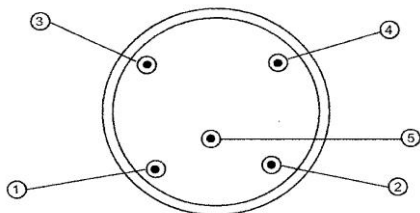
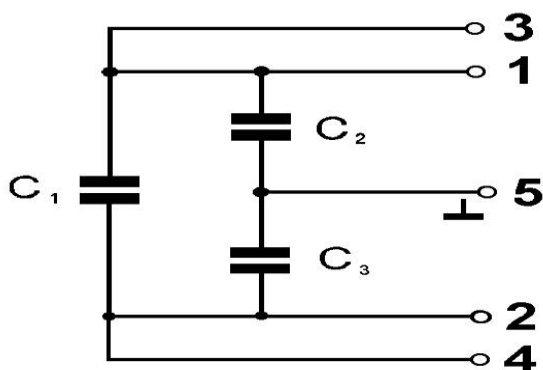


Radiointerference suppression capacitors

C259M X1Y2



INFORMATIVE FOTO



C _X +2x C _Y *	Dimensions ⁺¹ [mm]			I _R [A _{RMS}]	ID/Artikel
	D	L	Lv**		
0,2uF + 2x2,4nF	20	36	200	6,5	10923 / X0173

*Other capacity on request

** Other Lv on request

Construction:

The suppression-component consist of X1 capacitor and two Y2 capacitors. There are polypropylene film capacitors, noninductive type, self – healing, encapsuled in round plastic case, epoxy resin sealed, UL 94 V-0

The leads: insulated tined wire or insulated stranded wire.

Colour of leads: 1-2 black, 3-4 blue, 5 green-yellow

Other colour of leads on request

Reference standards:

IEC 60384-14/2, EN 132400

International certificate:

IECEE-CB certificate CZ-1408and CZ-738

Rated voltage: 250 V50/60 Hz

Rated capacity X1: 0,2 uF

Other Capacity on request

Rated capacity Y2: 2x2,4nF

Other Capacity on request

Tolerances: ±20% (M) ±10 % (K)

Class: X1Y2

Climatic category: 25/85/21

Temperature range: -25°C ÷ +85°C

Dielectric loss at 1 kHz: 0,001

Insulation resistance:

R_{is} > 10 000MΩ at 20°C,

U_m= 100 VDC after 1 min charging

Test voltage between the leads:

the capacitors are tested in accordance to IEC 60384-14/2nd ed.

Test voltage between the connected leads

and the surface of the box: 3000V/50Hz 1 min.

Marking for purchase ordering:

C259M 0,2uF + 2x 2,4nF 6,5A 250VAC

Warning! The manufacturer is not responsible for any damages, caused by the improper installation and application. Before using the capacitor in any application, pleas, read carefully this technical data-sheet.