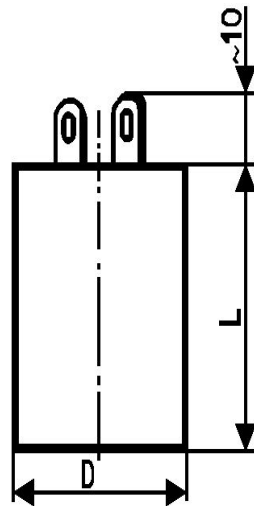


## COMPENSATED CAPACITORS FOR DC & AC APPLICATIONS

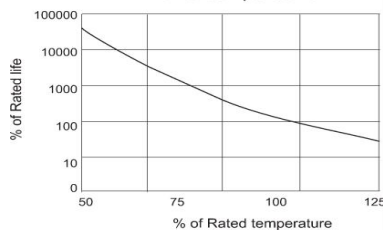
### MKTP300-194



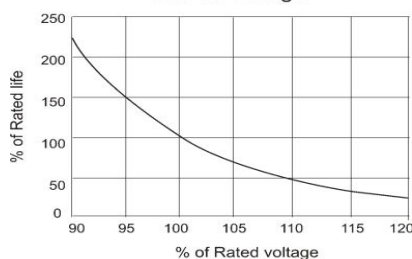
#### Dimensions:



Life vs. temperature



Life vs. voltage



#### Construction:

metalized film electrodes, combined dielectric for temperature-compensation, Non-inductive, self-healing construction,

Tubular plastic case, epoxy resin sealed, flame retardant execution

**Applications:** DC and AC applications.

#### Technical data

**Rated voltage  $U_R$ :** 630VDC, Rated voltage is the max. DC or peak voltage, for which the capacitor is designed.

If the capacitor works with the DC and also super-imposed AC voltage  $U_{AC}$ , the sum of DC and the amplitude of AC must not exceed the  $U_R$

**Max permissible AC voltage:** 200V<sub>RMS</sub> by 2kHz,

If the working frequency is higher, the permissible AC voltage must be decreased, not to exceed the max. loss power of the capacitor.

**Tolerance:**  $\pm 5\%$ ,  $\pm 2\%$ , at  $+25^\circ\text{C}$ , other tolerance on request

**Dissipation factor  $Tg\delta$ :**  $< 0,004$  at 2kHz and  $+25^\circ\text{C}$   
 $< 0,002$  at 2kHz and  $+85^\circ\text{C}$

**Temperature coefficient  $Tk$ :**  $< \pm 80$  ppm

**Insulation resistance  $R_{IS}$ :** 30 000/°C [ $M\Omega; \mu\text{F}$ ]

**Operating temperature range:**  $-55 \div +85^\circ\text{C}$

**Max permissible ambient temperature:**  $+85^\circ\text{C}$  on case

The highest permissible capacitor temperature at the hottest point of the case must not exceed  $+85^\circ\text{C}$ .

#### Test voltage between terminals:

1000VDC, 2sec at  $+25^\circ\text{C}$ , All capacitors are tested by the routine test by the producer

#### Protection against Over-voltages:

The capacitors are self-healing and regenerate themselves after occasional breakdowns. The capacitor remains fully functional after the breakdown.

#### Non Recurrent Surge Voltage: $U_{PK}$

If the Over-voltages exceed the permissible value above, the capacitor might have been destroyed.

#### Test voltage between terminals and case:

2500V, 50Hz 2sec. at  $+25^\circ\text{C}$

**Related standards:** IEC 60384-1

**Life expectancy:** 100 000h at reference conditions  $+40^\circ\text{C}$  and  $0,5 \times U_R$

#### Marking for purchase ordering, sample:

MKTP300-194 0,25 $\mu\text{F} \pm 2\%$  630V DC,  
MKTP300-194 0,71 $\mu\text{F} \pm 2\%$  630V DC,

**Warning!** The manufacturer is not responsible for any damages, caused by the improper installation and application. Before using the capacitor in any application, please, read carefully this technical data-

$C_R [\mu\text{F}]$				Dimensions [mm]	
	$U_R$ [V]	$U_{PK}$ [V]	$U_{RMS}$ [V]	D	L
0,25	630	700	200	25	45
0,71	630	700	200	30	45